

## **A versatile Venetian, Pleated or Cellular blind that neatly integrates with all modern window systems including Tilt & Turn and glazed doors**

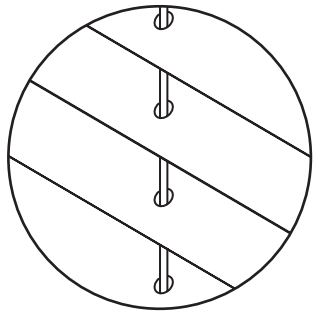
INTU<sup>®</sup> has an attractive modern extruded aluminium headrail profile and can be specified as a Venetian or Pleated/Cellular blind, both fit neatly inside the bead frame. The Venetian option offers a wide range of colours in 16 or 25mm slat widths. Similarly a wide range of colours and performance materials in 20mm pleats and Cellular (honeycomb) fabric are possible. Pleated blinds are supplied with Unipleat<sup>®</sup> that holds the fabric perfectly in shape.

The blind is held secure by tension cord that eliminate and 'rattle' against the glass and allow up to 15 degrees if tilt. Tilt operation on the Venetian blinds can be either a slide control located on the headrail or grips positioned at the side of the blind.

Raising/lowering of both Venetian and Pleated/Cellular INTU<sup>®</sup> blinds is extremely simple. Just lift/lower the bottomrail and the inbuilt friction will hold the blind in the chosen position. INTU<sup>®</sup> is particularly 'child safe' as it has no hanging cords.

**Headrail:** sits flush with window, inside frame, close to glass. Attractive profile in extruded Aluminium has excellent appearance in power paint or silver anodised protective coating

## INTU® Screwfit Pleated



Unipleat®

**Bottomrail:** lip profile reduces light gap and provides 'grab' area for hand raise/lower operation

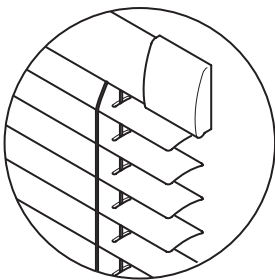
**Adaptor:** available for use with timber frames

**Headrail End Cap:** attach to frame, enhance appearance provided by covering Trim Cap

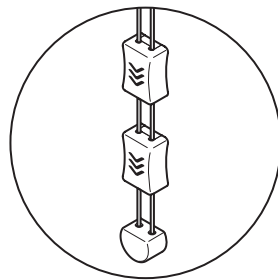
**Tension Cord:** maintains profile of the blind; eliminates any 'rattle' against glass

**Bottomrail End Cap:** colour coordinated to improve appearance while acting as tension cord guide

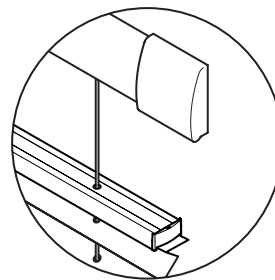
**Securing Grommet:** retains tension cord in window bead giving largest possible clear glass area when blind is raised



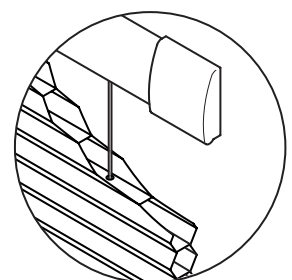
Venetian Slat



Side Tile Control  
(optional alternative to top control, venetian only)



Pleated Multizone



Cellular fabric

### Sizes

Bead depth	Min. 11mm
	Max. 35mm
Blind width	Min. 240mm
	Max. 1800mm
Blind drop	Max. 2500mm
Blind surface area	Max. 2.5 sq m

### Installation

The blind headrail is held in position using 2 screws at each side. 4mm spacers can be provided.

Tension Cords are secured into the window bottom bead. Cord tension is set at installations.

### Colour Guide

Rail and external components — white, silver & brown.

Internal components — white.

Slat and fabric — as per standard programme.

Cord and ladder cord — co-ordinating range.